



 TRUSTED HOUSE PAINTER

# INTERIOR COLOR PALETTE

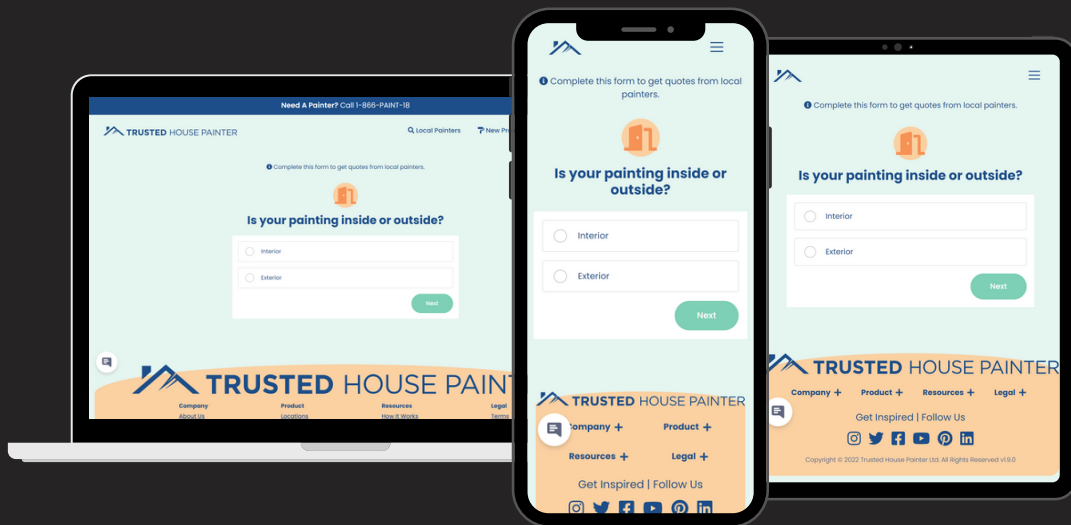
---

Documenting the design colors of your space  
while painting the world a better place!

 TRUSTED HOUSE PAINTER

# Finding Local House Painters Has Never Been Easier.

GET [FREE PAINTING QUOTES](#) from professional painters near you!



Sign up for FREE! • Post & manage your projects!  
Find local painters! • Get multiple quotes FAST!

 Get Quotes



Plus Get A Free eBook When You Sign Up!

## **The Homeowner Toolkit**

It's packed with insider advice:

- House Painting Planner
- Painting Contractor Questionnaire
- Painting Service Agreement
- Color Palette Record Sheets
- ...and more!

[Download it for FREE when you join!](#)

## WHY YOU SHOULD RECORD YOUR COLOR PALETTE:

Painting the interior of your home can be huge undertaking. Documenting your paint colors along with the rooms they were painted in will save you a lot of time with future touch-ups.

Use this *Interior Colour Palette* to document and record your new or existing interior colour pallet. Copy or print (page 7 and 8) for multiple rooms or larger interiors. Store and file away all your project documents together for your future records.

Start by filling out the Project Details below on this page.

Then read the instructions on the following page and do your best to copy the formatting of each room/space.

**Date of Project:**

---

**Address of Project:**

---

**Date Painted:**

---

**Painting Contractor Name:**

---

**Painting Contractor Phone:**

---

**Brands of Paint Used:**

---

---

---

Start with filling in the project information above and then follow the instructions on the next page. It's best to print off a copy or simply input the data using your device and save it.

# HOW TO USE YOUR INTERIOR COLOR PALETTE:

Use the legend below to help guide and understand the descriptions of each part of the color palette sheet. Keep a physical copy (with the color dab on the page) as well as a digital copy for securing future records.

## 1. Color Palette Name:

Name the color pallet of your room. (It's fun being creative!)

## 2. Room Here:

Put the name of the room on this line. If the same colors exist in multiple rooms, then just separate the rooms with a comma.

## 3. Surface:

With proper prep and application, almost anything can be painted. Use this space to identify the object or surface that was painted.

## 4. Paint Brand:

Sometimes the same color name can be used by other paint manufacturers. Identify the Brand and the product name.

## 5. Product Name:

The product name is usually the largest print on the label.

Eg. 1: Benjamine Moore *Aura*

Paint Brand

Product Name

Eg. 2: Sherwin Williams *Duration*

Paint Brand

Product Name

## 6. Color Name:

Add the name of the color you chose in this section.

## 7. Color Code:

Add the color code of the paint color in this section.

## 8. Sheen / Gloss:




This section describes the shininess of the paint. Is the paint flat, eggshell, semigloss or high gloss? Check the paint can to view the sheen level,

## 9. Color Dab:

Use a rag, small brush or fingertip and apply a small paint sample of each paint color used to this section. Allow the paint to dry before storing or folding.

**1. Color Palette Name:** *Bradley Family Painting Project*

**2. Room Here:** *Both upper bedrooms*

3. Surface	4. Paint Brand	5. Product Name	6. Color Name	7. Color code	8. Sheen / Gloss	9. Color Dab
Ceilings	Benjamin Moore	Ceiling Paint	Cloud White	OC-40	Matte	
Walls	Benjamin Moore	Regal Select	Revere Pewter	HC-172	Low lustre	
Doors, Frames, Trim	Sherwin Williams	All Surface Enamel	Cloud White	OC-40	Semigloss	
Feature Wall	Benjamin Moore	Regal Select	Chelsea Grey	HC-168	Low lustre	
Fireplace Mantle	Sherwin Williams	All Surface Enamel	Butternut Brown	2095-30	Soft Gloss	

Notes here:

---



---



---





**Color Palette Name:**

**Room Here:**

Surface	Paint Brand	Product Name	Color Name	Color code	Sheen / Gloss	Color Dab

**Notes here:**

---

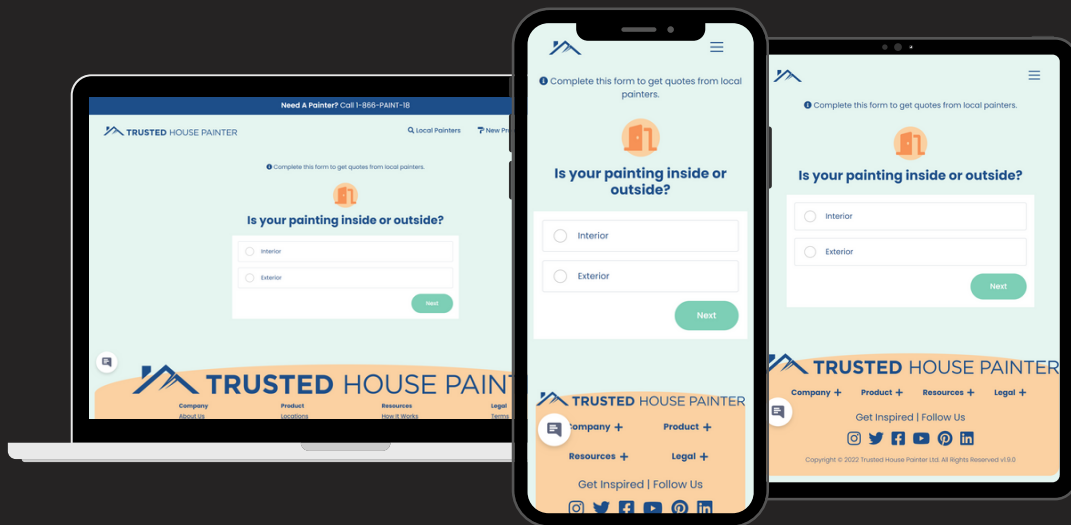
---

---

 TRUSTED HOUSE PAINTER

# Finding Local House Painters Has Never Been Easier.

GET [FREE PAINTING QUOTES](#) from professional painters near you!



Sign up for FREE! • Post & manage your projects!  
Find local painters! • Get multiple quotes FAST!

 Get Quotes



Plus Get A Free eBook When You Sign Up!

## **The Homeowner Toolkit**

It's packed with insider advice:

- House Painting Planner
- Painting Contractor Questionnaire
- Painting Service Agreement
- Color Palette Record Sheets
- ...and more!

[Download it for FREE when you join!](#)