



PAINTING SERVICE AGREEMENT

Save time and money knowing you're in control. This agreement template provides practical tools and advice to help facilitate confidence and due diligence.



YOUR CASTLE

It's your nest egg, make it feel like home.

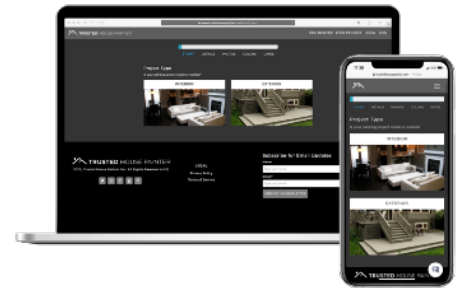
LET'S GET STARTED

HAVE A PERFECT PAINTING PROJECT WITH **TRUSTED HOUSE PAINTER**

Step 1 - Post Project

In less than 2 minutes you'll be organized and connecting to locally trusted house painters. Print your post listing and communicate your needs.

GET STARTED



Step 2 - Homeowner Toolkit

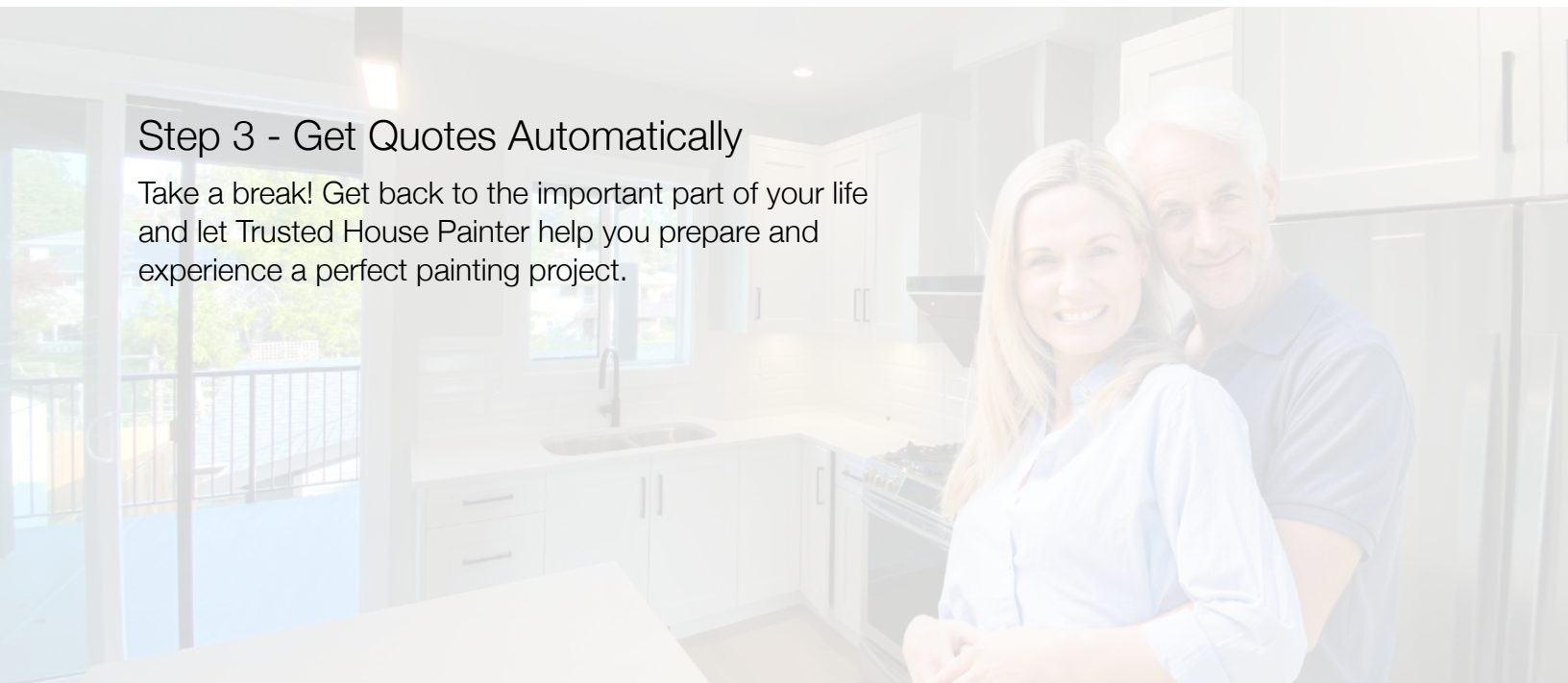
Continue reading this document and download the rest of your FREE Homeowner Toolkit to maximize your chances of having a perfect painting project.

DOWNLOAD NOW



Step 3 - Get Quotes Automatically

Take a break! Get back to the important part of your life and let Trusted House Painter help you prepare and experience a perfect painting project.



WHY YOU **NEED** A PAINTING SERVICE AGREEMENT WHEN YOU HIRE A PAINTING CONTRACTOR:

Painting your home is expensive!

And if it's too big of a job to do yourself, you need to hire a painting contractor.

Either you pay a professional rate for an insured and qualified painting service that brings quality protection to your home, or you pay for ongoing maintenance that could risk costing you more in the long run.

Contracts and agreements are very technical, so it's always best to speak with your lawyer or legal representative before you sign any agreement or contract. It's our aim to guide you down the path of painting your home, so that you feel well prepared and confident while making informed choices.

1. **Save Time:** Use this template to start you down the path of crafting your own personalized painting service agreement so that you protect your yourself.
2. **Expectations:** Written agreements set expectations and intentions of the parties. This helps prevent unexpected surprises that may arise.
3. **Commitments:** Written agreements are more enforceable and hold people accountable by having them sign their name (and hence their reputation) in trust. Especially when there could be risk of punishment or financial loss.
4. **Due Diligence:** Undocumented miscommunication often lead to disputes and stressful debates. Using painting service agreements helps reduce lawsuits, disagreements and potential litigation.

There's many other reasons why you need a painting service agreement, however the main reason is **because it's your home, and your home is your biggest investment!**

Hi, my name's Paul the Painter - and I love making sure my clients needs are heard and I fulfill my promise!

When I sign written agreements with my clients it helps create the bond of trust and integrity, which leads to success. I hope this document helps bring you the same success!



HOW PAINTING SERVICE AGREEMENTS WORKS:

When you hire a painting contractor and come to an agreement regarding your painting project, you need something in writing that validates the intent of both parties. Most times you need more than a handshake and verbal agreement.

This Painting Agreement template provides 5 primary areas of an agreement that will protect you from unwanted complications and stress. Print and use pages 5-9 as the "Agreement" and copy page 10 as you need.

This Painting Agreement is not to be construed as legal advice or consulting and is meant as informational purposes only. We recommended you consult a qualified lawyer or legal representative prior to signing any contracts with your painting contractor.

Contact us at support@trustedhousepainter.com.

5 PARTS TO THE PAINTING SERVICE AGREEMENT:

Part 1: Parties

Fill in all the legal names, addresses, city and other fields pertaining of the parties making the agreement. Add the correct dates.

This means the current information of the homeowner as well as the painting contractor.

In any agreement it's important that transparency and honesty are a fundamental part.

TRUSTED HOUSE PAINTER Painting Agreement Template Page 1

PART 1

This Painting Agreement is made on the 23 (day), of April (month), 2021 (year).

Between:

The property owners of:
(herein after referred to as the "owners")

Address: 607 Broadways Ave

City/Town: Vancouver

Province/State: British Columbia

Postal Code/Zip: V5T 1T2

First/Last Names: Robert and Amanda Jackson

And:

The painting contractor:
(herein after referred to as the "contractor")

Address: 1892 W Broadway

City/Town: Vancouver

Province/State: British Columbia

Postal Code/Zip: V6J 1Y9

First/Last Names: Don Smith Painting Ltd.

Part 2: Scope of Work and Scheduling

Fill in all the details of the scope of work, including the specific parts of the painting project agreed upon by both parties.

You can add the painting estimate from the painting contractor as an attachment ("Schedule A").

This part is very important to clearly define. Do not make this part ambiguous and misinterpreted.

TRUSTED HOUSE PAINTER Painting Agreement Template Page 2

PART 2

Whereas:

1. The owners wish to have painted:

1. Add description of items to be painted here.

2. Attach your Scope of Work sheet or any other type of estimate from the painting contractor. (Label: "Schedule A")

3. Label any additional attachments eg. B, C, D, E, etc...

OR

Eg. Kitchen: ceiling, walls, window & baseboard trim, doors.

Living Room: walls only.

Bathroom: walls and ceiling.

OR

Eg. Front Porch and Stairs (includes pickets)

East & West side stucco and wood siding, trim and doors.

Bathroom: walls and ceiling.

at a property located at _____

in the City of _____

and wish to retain a painter for this purpose.

2. The contractor acknowledges and agrees that the contractor is duly registered with the local workers insurance board of their jurisdiction.

Part 3: Terms and Conditions

Add, delete or amend any additional details not mentioned in the painting estimate provided by the contractor, that you'd like to be executed by either yourself (homeowner) or the painting contractor during the life of the agreement.

The items mentioned in this section are default items, and may not be applicable in every painting agreement.

TRUSTED HOUSE PAINTER Painting Agreement Template Page 3

PART 3

THIS AGREEMENT WITNESSES that in consideration of the mutual Agreements herein contained, the parties agree as follows:

(ENTER TERMS AND CONDITIONS HERE)

1. Painter shall supply all labor and other equipment needed to complete the job, including sanding tools, brushes, ladders, and anything else deemed necessary by the Painter to do a high quality job

2. Painter will start the job no later than ("start date") and will complete the job on or before ("end date").

3. The contractor agrees to prepare and apply paint to all surfaces contained within "Schedule A" according to the color scheme supplied by the owners and agrees to have the paint verified with the owners for color trueness prior to application.

4. The contractor agrees to leave the property in the same condition in respect to the grounds that he originally found it.

(**Add any term or condition here. Print as many sheets as you need.)

Part 4: Payment Schedule

Add, delete or amend any payment details agreed upon with the painting contractor.

If the project is a small project, there may only be 1 payment. If the project is a lengthily project you might need to include multiple progress payments.

Make sure to provide a written dollar amount as well as the numerical value to remove ambiguity or mistakes.

Page 4 of the Painting Agreement Template. The section is titled "Part 4" and contains the following text:

I, The parties herein agree that the total contract price (inclusive of labor, paint, and other materials) shall be:

(written amount here) One thousand, eight hundred and ninety-six dollars

(numeric value here) (\$ \$1,896.00) including taxes payable as follows.

(a) One hundred, eighty-nine dollars and sixty cents (\$ \$189.60) as deposit paid upon acceptance of contract (10% Deposit).

(b) N/A (\$ N/A) paid to the contractor by the owners upon the work being 50% complete at a point agreed upon by both parties and upon producing a Progress Invoice.

(c) One thousand, seven hundred and six dollars and forty cents (\$ \$1,706.40) paid to the contractor by the owners upon completion of the project and at a point agreed upon by both parties, and upon producing an Final Invoice.

(d) The balance on the contract price (10% Holdback), N/A (\$ N/A) to be paid to the contractor by the owners within 10 days of completion of all touch-ups and deficiencies of work and upon receipt of a Holdback Invoice.

Part 5: Agreement & Signatures

In this section both parties will sign their signatures confirming and agreeing to the terms and conditions set forth within the painting agreement.

Make sure to add the correct date to the agreement before signing it.

Page 5 of the Painting Agreement Template. The section is titled "PART 5" and contains the following text:

This Agreement shall endure to the benefit of and be binding upon both parties hereto and their respective heirs, administrators of successors and assigns.

IN WITNESS WHEREOF this Agreement has been executed this 23 (day) of April (month), 2021 (year).

The property owners:

Printed First/Last Name: Robert and Amanda Jackson

Signature #1: Robert Jackson

Signature #2: Amanda Jackson

The painting contractor/representative:

Printed First/Last Name: Brian MacDougall

Signature #1: Brian MacDougall

Signature #2: _____

PAINTING SERVICE AGREEMENT

This Painting Agreement is not to be construed as legal advice or consulting and is meant as informational purposes only. We recommended you consult a qualified lawyer or legal representative prior to signing any contracts with your painting contractor.

- PRINT THE FOLLOWING 6 PAGE TEMPLATE**
- PRINT 1 COPY FOR EACH PARTY TO THE AGREEMENT**
- REPRINT PAGES IF MISTAKES ARE MADE**
- WHEN COMPLETE REMEMBER TO NUMBER EACH PAGE**

PART 1

This Painting Service Agreement (the “Agreement”) is made on the _____ (day),
of _____ (month), _____ (year).

Between:

The property owners of:
(herein after referred to as the “owners”)

Address: _____

City/Town: _____

Province/State: _____

Postal Code/ZIP: _____

First/Last Names: _____

And:

The painting contractor:
(herein after referred to as the “contractor”)

Address: _____

City/Town: _____

Province/State: _____

Postal Code/ZIP: _____

First/Last Names: _____

PART 2

Whereas:

The owners wish to have painted:

[illegible]

at a property located at _____

in the City of _____

and wish to retain a painter for this purpose.

PART 3

THIS AGREEMENT WITNESSES that in consideration of the mutual Agreements herein contained, the parties agree as follows:

(ENTER CONSIDERATIONS HERE)

This image shows a blank sheet of white paper with horizontal ruling lines. The lines are evenly spaced and run across the width of the page. There are no margins, text, or other markings on the paper.

1. The contractor acknowledges and agrees that the contractor is duly registered with the local workers insurance board of their jurisdiction.

Part 4

1. The parties herein agree that the total contract price (inclusive of labor, paint, and other materials) shall be:

(written amount here)

(numeric value here) (\$ _____) including taxes payable as follows,

(a) _____ (\$ _____) as deposit paid upon acceptance of contract (10% Deposit).

(b) _____ (\$ _____) paid to the contractor by the owners upon the work being 50% complete at a point agreed upon by both parties and upon producing a Progress Invoice.

(c) _____ (\$ _____) paid to the contractor by the owners upon completion of the project and at a point agreed upon by both parties, and upon producing an Final Invoice.

(d) The balance on the contract price (10% Holdback),

_____ (\$ _____) to be paid to the contractor by the owners within 10 days of completion of all touch-ups and deficiencies of work and upon receipt of a Holdback Invoice.

PART 5

This Agreement shall endure to the benefit of and be binding upon both parties hereto and their respective heirs, administrators of successors and assigns.

IN WITNESS OF THIS Agreement has been executed this _____ (day),
of _____ (month), _____ (year).

The property owners:

Printed First/Last Names: _____

Signature #1: _____


Signature #2: _____

The painting contractor:

Printed First/Last Names: _____

Signature #1: _____

Signature #2: _____

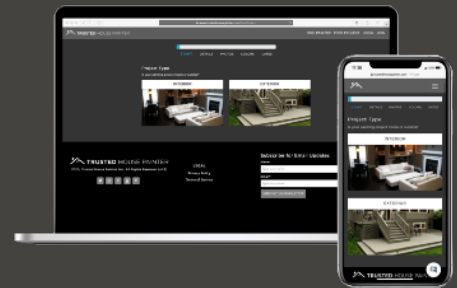


HAVE A PERFECT PAINTING PROJECT WITH **TRUSTED HOUSE PAINTER**

Step 1 - Post Project

In less than 2 minutes you'll be organized and connecting to locally trusted house painters. Print your post listing and communicate your needs.

GET STARTED



Step 2 - Homeowner Toolkit

Continue reading this document and download the rest of your FREE Homeowner Toolkit to maximize your chances of having a perfect painting project.

DOWNLOAD NOW



Step 3 - Get Quotes Automatically

Take a break! Get back to the important part of your life and let Trusted House Painter help you prepare and experience a perfect painting project.

